

CNR1 Antibody (monoclonal) (M01)**Mouse monoclonal antibody raised against a partial recombinant CNR1.****Catalog # AT1574a****Specification**

CNR1 Antibody (monoclonal) (M01) - Product Information

Application	WB, E
Primary Accession	P21554
Other Accession	NM_016083
Reactivity	Human, Rat
Host	mouse
Clonality	Monoclonal
Isotype	IgG2b Kappa
Calculated MW	52858

CNR1 Antibody (monoclonal) (M01) - Additional Information**Gene ID** 1268**Other Names**

Cannabinoid receptor 1, CB-R, CB1, CANN6, CNR1, CNR

Target/Specificity

CNR1 (NP_057167, 1 a.a. ~ 110 a.a) partial recombinant protein with GST tag. MW of the GST tag alone is 26 KDa.

Dilution

WB~~1:500~1000

E~~N/A

Format

Clear, colorless solution in phosphate buffered saline, pH 7.2 .

Storage

Store at -20°C or lower. Aliquot to avoid repeated freezing and thawing.

Precautions

CNR1 Antibody (monoclonal) (M01) is for research use only and not for use in diagnostic or therapeutic procedures.

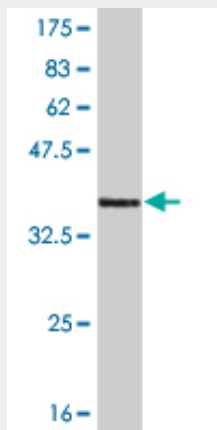
CNR1 Antibody (monoclonal) (M01) - Protocols

Provided below are standard protocols that you may find useful for product applications.

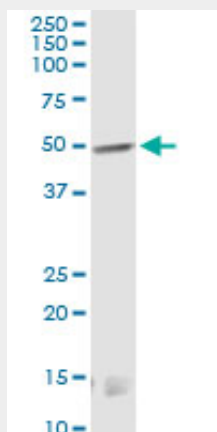
- [Western Blot](#)
- [Blocking Peptides](#)
- [Dot Blot](#)

- [Immunohistochemistry](#)
- [Immunofluorescence](#)
- [Immunoprecipitation](#)
- [Flow Cytometry](#)
- [Cell Culture](#)

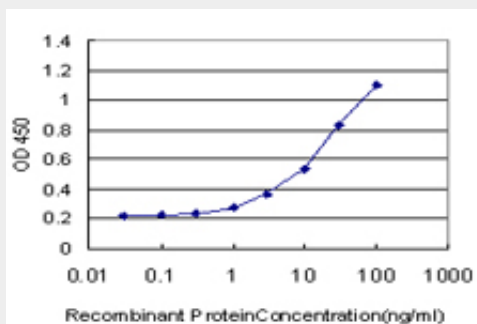
CNR1 Antibody (monoclonal) (M01) - Images



Antibody Reactive Against Recombinant Protein. Western Blot detection against Immunogen (37.84 kDa) .



CNR1 monoclonal antibody (M01), clone 2F9. Western Blot analysis of CNR1 expression in rat testis.



Detection limit for recombinant GST tagged CNR1 is approximately 0.1ng/ml as a capture antibody.

CNR1 Antibody (monoclonal) (M01) - Background

This gene encodes one of two cannabinoid receptors. The cannabinoids, principally delta-9-tetrahydrocannabinol and synthetic analogs, are psychoactive ingredients of marijuana. The cannabinoid receptors are members of the guanine-nucleotide-binding protein (G-protein) coupled receptor family, which inhibit adenylate cyclase activity in a dose-dependent, stereoselective and pertussis toxin-sensitive manner. The two receptors have been found to be involved in the cannabinoid-induced CNS effects (including alterations in mood and cognition) experienced by users of marijuana. Multiple transcript variants encoding two different protein isoforms have been described for this gene.

CNR1 Antibody (monoclonal) (M01) - References

Endocannabinoid Pro129Thr FAAH functional polymorphism but not 1359G/A CNR1 polymorphism is associated with antipsychotic-induced weight gain. Monteleone P, et al. J Clin Psychopharmacol, 2010 Aug. PMID 20631561. Variation at the NFATC2 Locus Increases the Risk of Thiazolidinedione-Induced Edema in the Diabetes REduction Assessment with ramipril and rosiglitazone Medication (DREAM) Study. Bailey SD, et al. Diabetes Care, 2010 Jul 13. PMID 20628086. Polymorphisms in the endocannabinoid receptor 1 in relation to fat mass distribution. Frost M, et al. Eur J Endocrinol, 2010 Sep. PMID 20587580. Cannabinoid Receptor 1 Gene Polymorphism and Irritable Bowel Syndrome in the Korean Population: A Hypothesis-generating Study. Park JM, et al. J Clin Gastroenterol, 2010 May 25. PMID 20505532. Association study of 182 candidate genes in anorexia nervosa. Pinheiro AP, et al. Am J Med Genet B Neuropsychiatr Genet, 2010 Jul. PMID 20468064.